








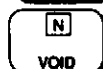





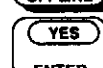


QUICK REFERENCE GUIDE

RESTAURANT APPLICATION

The default for a card swipe is a Pre-Sale; press appropriate key for other options.

KEY	COLOR	EXPLANATION
	GRAY	Activates debit transaction.
	ORANGE	Authorizes a transaction without posting a ticket.
	GRAY	Closes the batch for processing.
	RED	Deletes data and returns to "SWIPE CUSTOMER CARD" prompt.
	GRAY	Displays transaction details and allows for editing of amount.
	GRAY	Responds with amount processed on previous business day.
	ORANGE	Allows for editing amount of transaction.
	GRAY	Searches for transaction by item # or card #; allows for editing amount of transaction.
	GRAY	Accesses reports mode; see back of card for details.
	ORANGE	Cancel selected transaction.
	GRAY	Allows for reprinting of transaction receipt.
	ORANGE	Posts a return, or credit transaction.
	YELLOW	Erases data input for current field; if in Batch Review mode, displays next item.
	GRAY	Displays total net sales for batch; can review by card type.
	ORANGE	Creates a ticket only transaction without obtaining an authorization.
	GREEN	Accepts data for entry; if in Batch Review mode, displays previous item.

**FOR THE HYPERCOM
T7, T7E, T7P TERMINALS**

REPORT OPTIONS

ACTION	TERMINAL RESPONSE
Press Reports key.	1 = Operator 2 = Audit Detail 3 = Summary Entry
For Operator , press 1 key & enter.	Report of operator transaction and grand totals prints.
For Audit Details , press 2 key & Enter.	Report of individual transactions and net totals prints.
For Summary , press 3 key & enter.	Report of net totals by Host prints.

TERMINAL RESPONSE

CALL CENTER – Call the credit authorization center for additional instructions.

DECLINED – Issuing bank has declined the authorization.

INVALID CARD # – Card number entered is invalid or magnetic stripe is unreadable.

★ **INVALID TRAN CODE** – Incorrect transaction attempted.

★ **INVALID MERCH #** – Invalid merchant number for the transaction attempted.

INVALID AMOUNT – Authorization amount must be at least \$1.00.

OUT OF BALANCE – Total amount entered does not match the total of the transactions in the terminal.

★ **INV BATCH SEQ** – An invalid terminal condition has occurred.

★ **FORCE \$XXXXX.XX** – Batch was closed with an error condition.

★ **INVALID \$XXXXX.XX** – An invalid office transaction was included in the batch.

**CUSTOMER SERVICE FOR
ACCOUNT PROBLEMS AND TERMINAL OPERATION
877-431-0066 (7 AM - 6 PM PST)
FOR TERMINAL EMERGENCY ONLY (after above hours)
800-228-0210
★ CONTACT YOUR FINANCIAL INSTITUTION**